

## USER MANUAL

PROTEUS-III USB RADIO STICK

2611036024001

VERSION 1.3

APRIL 20, 2023

**WÜRTH ELEKTRONIK** MORE THAN YOU EXPECT

\*\*\*\*\*

## **MUST READ**

### **Check for firmware updates**

Before using the product make sure you use the most recent firmware version, data sheet and user manual. This is especially important for Wireless Connectivity products that were not purchased directly from Würth Elektronik eiSos. A firmware update on these respective products may be required.

We strongly recommend to include in the customer system design, the possibility for a firmware update of the product.

## Revision history

Manual version	HW version	Notes	Date
1.0	1.1	<ul style="list-style-type: none"><li>• Initial version of the manual</li></ul>	February 2020
1.1	1.1	<ul style="list-style-type: none"><li>• Updated Declaration of EU conformity to latest Version of EN 300 328 after successfully passing corresponding delta test in chapter Regulatory compliance information.</li></ul>	November 2020
1.2	1.1	<ul style="list-style-type: none"><li>• Updated Declaration of EU conformity in chapter Regulatory compliance information.</li></ul>	December 2020
1.3	1.1	<ul style="list-style-type: none"><li>• Updated document style</li><li>• Function description is part of the Proteus-III user manual [2]</li></ul>	April 2023

## Abbreviations

Abbreviation	Name	Description
API	Application Programming Interface	
FSE	Field Sales Engineer	Support and sales contact person responsible for limited sales area
COM Port	Communication Port	
FCC	Federal Communications Commission	
FTDI	Future Technology Devices International	USB-to-Serial converter chip
GPIO	General Purpose Input/Output	
HIGH	High signal level	
LOW	Low signal level	
MCU	Micro Controller Unit	
PC	Personal Computer	
RED	Radio Equipment Directive	
RF	Radio frequency	Describes everything relating to the wireless transmission.
UART		Universal Asynchronous Receiver Transmitter allows communicating with the module of a specific interface.
USB	Universal Serial Bus	
VCP	Virtual COM Port	
VDD	Supply voltage	
WE	Würth Elektronik	

# Contents

<b>1</b>	<b>Introduction</b>	<b>5</b>
1.1	Ordering information . . . . .	5
<b>2</b>	<b>Functional description</b>	<b>6</b>
2.1	Typical Setup . . . . .	6
2.2	Taking into operation . . . . .	8
2.2.1	Timing parameters - Reset and power-up . . . . .	9
2.2.2	Usage of CBUS pins . . . . .	10
2.2.2.1	Resetting the Proteus-III USB radio stick using the CBUS pin . . . . .	10
2.2.2.2	Switching from command mode to peripheral only mode and vice versa . . . . .	10
<b>3</b>	<b>Regulatory compliance information</b>	<b>13</b>
3.1	Important notice EU . . . . .	13
3.2	Important notice FCC . . . . .	13
3.3	EU Declaration of conformity . . . . .	14
3.4	FCC - Federal Communications Commission . . . . .	15
3.5	IC - Industry Canada . . . . .	15
3.5.1	Label . . . . .	16
3.6	Bluetooth listing details . . . . .	17
<b>4</b>	<b>References</b>	<b>18</b>
<b>5</b>	<b>Important notes</b>	<b>19</b>
5.1	General customer responsibility . . . . .	19
5.2	Customer responsibility related to specific, in particular safety-relevant applications . . . . .	19
5.3	Best care and attention . . . . .	19
5.4	Customer support for product specifications . . . . .	19
5.5	Product improvements . . . . .	20
5.6	Product life cycle . . . . .	20
5.7	Property rights . . . . .	20
5.8	General terms and conditions . . . . .	20
<b>6</b>	<b>Legal notice</b>	<b>21</b>
6.1	Exclusion of liability . . . . .	21
6.2	Suitability in customer applications . . . . .	21
6.3	Trademarks . . . . .	21
6.4	Usage restriction . . . . .	21
<b>7</b>	<b>License terms</b>	<b>23</b>
7.1	Limited license . . . . .	23
7.2	Usage and obligations . . . . .	23
7.3	Ownership . . . . .	24
7.4	Firmware update(s) . . . . .	24
7.5	Disclaimer of warranty . . . . .	24
7.6	Limitation of liability . . . . .	25



---

7.7	Applicable law and jurisdiction . . . . .	25
7.8	Severability clause . . . . .	25
7.9	Miscellaneous . . . . .	25

# 1 Introduction

The Proteus-III is a radio module that provides wireless connectivity capabilities in the 2.4 GHz frequency band. The Proteus-III USB radio stick incorporates the Proteus-III in a USB stick form factor enabling easy interfacing with any USB enabled device like personal computer or laptop. The Proteus-III USB radio stick allows quick set-up of a radio link between PC and any system with integrated Proteus-III radio module.

## 1.1 Ordering information

WE order code	Description
2611036024001	Radio dongle including Proteus-III

Table 1: Ordering information

## 2 Functional description

The Proteus-III USB radio stick consists of Proteus-III radio module along with an serial-to-USB adapter that enables direct connection to any USB compatible device. An FTDI serial-to-USB converter chip **FT231X** connects the USB interface of the Proteus-III USB radio stick to the UART pins of the integrated radio module. Besides UART, additional digital GPIO pins (CBUS) are connected to the radio module to provide special functions like reset. Figure 1 illustrates all the functional components of Proteus-III USB radio stick.

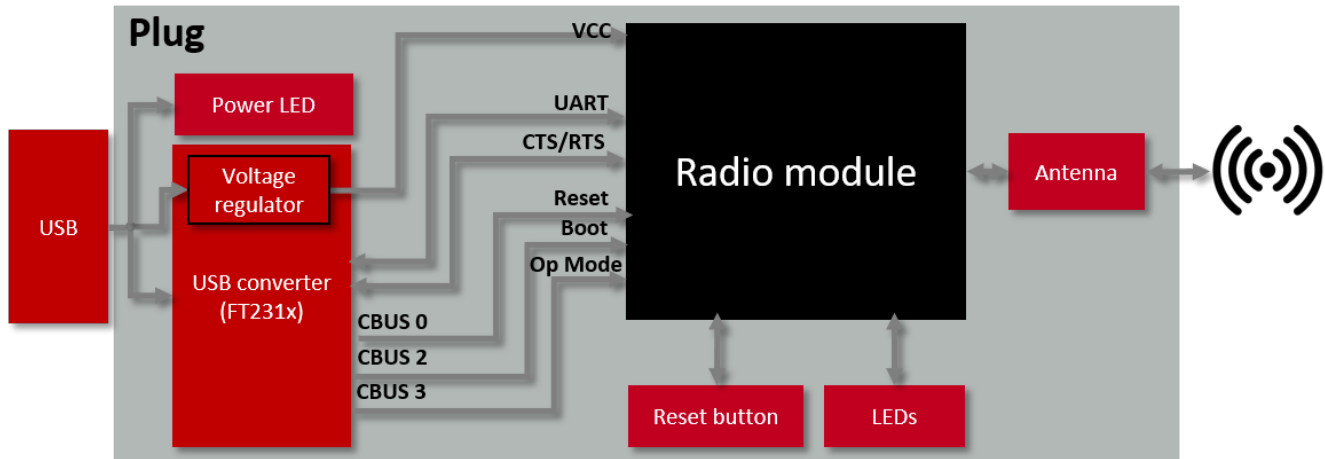


Figure 1: Block diagram of the Proteus-III USB radio stick



For detailed function description of the Proteus-III USB radio stick, please refer to the user manual of the underlying radio module Proteus-III [2].

### 2.1 Typical Setup

The Proteus-III USB radio stick offers a command based API or a transparent interface ("Peripheral Only" mode) on its UART.



The Proteus-III USB radio stick does not integrate into the possibly existing Bluetooth® interface of any host like a Windows or Linux PC.

In the first setup shown below the PC does not need to implement any Bluetooth® specific functions or drivers, just the command API of the Proteus-III needs to be implemented using a serial port connection (via VCP or D2XX).

This API allows to select the central role, scan for devices and performing the steps to connect to other Proteus Bluetooth® LE devices.



The Würth Elektronik eiSos Wireless Connectivity SDK [3] includes an example implementation as C source code which can be ported with minimum effort to any host.

In the second typical setup the smart phone includes a Bluetooth® LE chipset and Bluetooth® LE stack (as part of the smart phone operating system) offering API's for Bluetooth® LE to any app on the smart phone. This app needs to implement Proteus-III profiles and characteristics (UUIDs) as well as the protocol used by Proteus-III.

The Proteus-III Application Note "Advanced User Guide" [1] provides all information required for developers.

The Proteus-III USB radio stick in this setup is being used as peripheral device that offers it's services. This peripheral mode can be used either in command mode or in the so called "Peripheral Only Mode", which offers a transparent UART to Bluetooth® LE (and vice versa) interface once a central device initiated a connection and the connection setup negotiation between the two roles was successful.

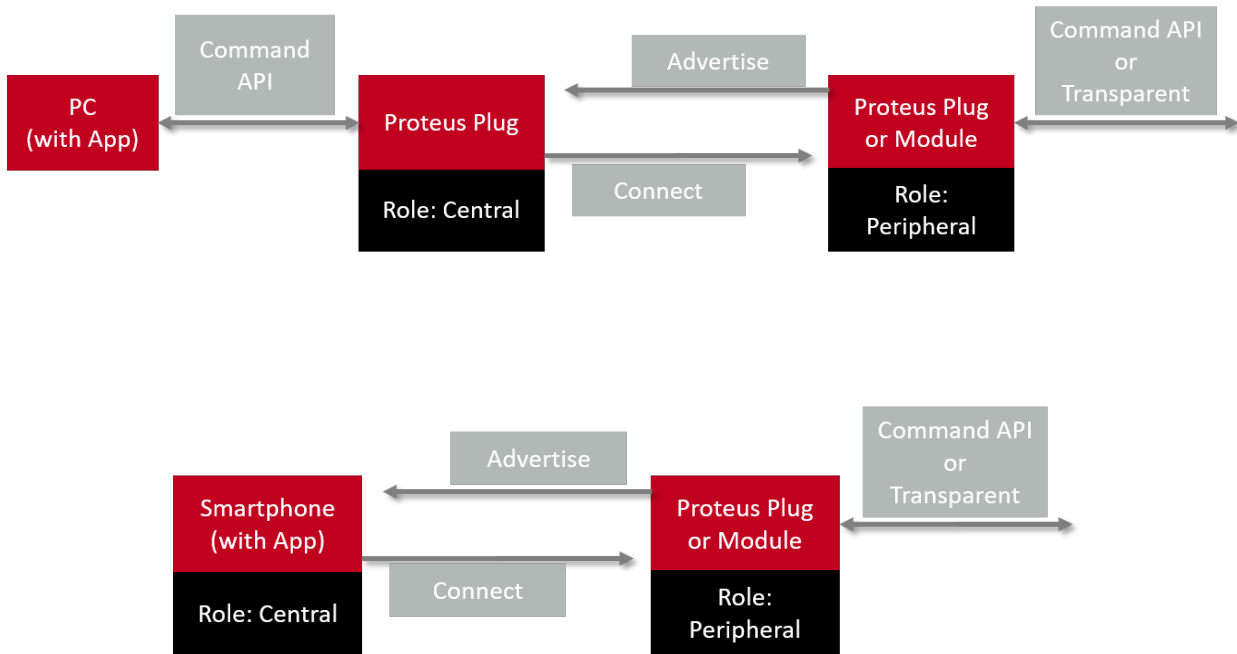


Figure 2: Typical setups for Proteus-III USB radio stick

## 2.2 Taking into operation

To use the Proteus-III USB radio stick, the drivers of FTDI converter IC has to be installed. This can be achieved by following the FTDI "Install Guides" available at the link below. The VCP driver for Windows OS will also install D2XX drivers in parallel. In case of modern Linux Kernels the VCP driver is already part of the Kernel:

*Windows VCP: <https://www.ftdichip.com/Drivers/VCP.htm>*



It is recommended to restart the PC after installation of drivers.

On proper installation of the drivers, the module appears as a virtual COM port on the PC (ttyUSBx on Linux, COMx on Windows) in case of the VCP driver use. This COM port can be opened in any serial emulator program or user written software to communicate with the radio module.

The radio module responds to commands in a specific format. Please refer to the corresponding Proteus-III user manual [2] for the complete description of the command set.



When connecting the USB radio stick to the PC, it is recommended to reset the USB radio stick once. This can be done using the USB radio stick's reset button or using the CBUS0 pin (see chapter 2.2.2.1). This reset procedure is also recommended after each reboot of the PC.

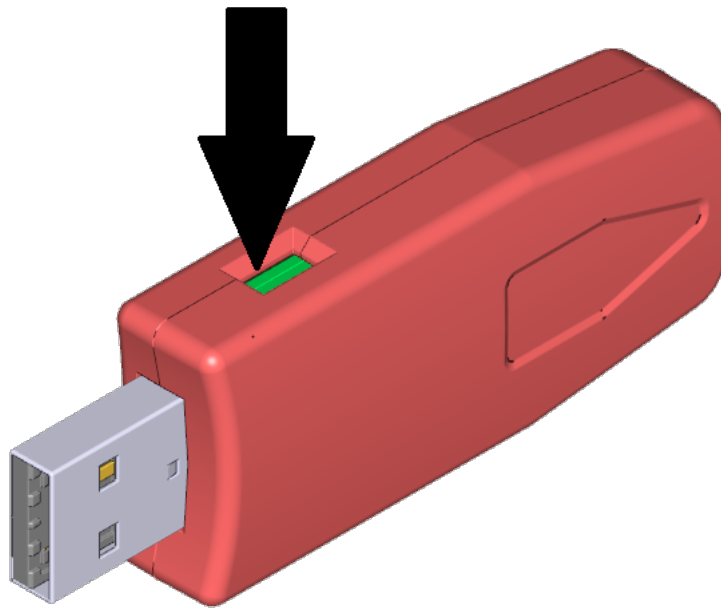


Figure 3: Reset button on the Proteus-III USB radio stick

### 2.2.1 Timing parameters - Reset and power-up

After resetting the Proteus-III USB radio stick a `CMD_GETSTATE_CNF` is sent (when in Command Mode) to the serial interface as soon as the Proteus-III is ready for operation. In Peripheral Only mode this information is not available as a UART signal or on the USB interface.

Description	Typ.	Unit
Ready after reset	77	ms

The USB dongle has a delay  $\tau$  implemented in the reset line towards the module to ensure stable VCC and stable FT231x signal levels after plugging the dongle into the USB of the host. This will introduce an additional typical delay of  $\tau = 50$  ms in case of a Proteus-III USB radio stick power-up and reset. The reset function of the Proteus-III USB radio stick (via push-button, CBUS0 or `CMD_RESET_REQ`) has also this additional delay.

## 2.2.2 Usage of CBUS pins

To switch the CBUS pins static HIGH or LOW and thus to use the provided pins functions of the Proteus-III radio module, the D2XX driver of FTDI has to be used. This driver is part of the previous mentioned VCP driver installation in case of Windows OS. In case of Linux a manual installation is required.

Please follow FTDI's "Installation Guides" for proper D2XX install:

<https://www.ftdichip.com/Drivers/D2XX.htm>

Examples codes and Tutorials for "how to use the D2XX driver within your own software tool" can be found in the software example section of:

<https://www.ftdichip.com/Support/SoftwareExamples/CodeExamples.htm>

### 2.2.2.1 Resetting the Proteus-III USB radio stick using the CBUS pin

The */RESET* pin of the Proteus-III can be used to reset the integrated radio module. As the */RESET* pin is connected to the CBUS0 pin of the integrated FTDI chip, the radio module can be reset by pulling the CBUS0 pin low for at least 100 ms and releasing it to high level again. By default, the CBUS0 pin of the FT231X is configured as FT\_CBUS\_GPIO (bit bang), such that the FTDI D2XX driver function `SetBitMode` can be used.

```
/* prep: create and connect an FTDI device instance */  
  
/* set CBUS0 to output level LOW */  
SetBitMode(0x10, FTDI.FT_BIT_MODES.FT_BIT_MODE_CBUS_BITBANG);  
  
/* hold CBUS0 for at least 100ms on LOW level */  
wait_ms(100);  
  
/* clear FTDI receive and send buffers */  
Purge(FTDI.FT_PURGE.FT_PURGE_RX | FTDI.FT_PURGE.FT_PURGE_TX);  
  
/* set CBUS0 to output level HIGH */  
SetBitMode(0x00, FTDI.FT_BIT_MODES.FT_BIT_MODE_RESET);  
  
/* a delay according to the reset timing parameter will occur (see manual) */  
  
/* disconnect and close the FTDI device instance */
```

Code 1: Pin reset via CBUS0 using the D2XX driver

### 2.2.2.2 Switching from command mode to peripheral only mode and vice versa

The operation mode of the Proteus-III USB radio stick can be defined by applying the right voltage level at the *OP\_MODE* pin of the Proteus-III during its start-up phase. As this pin is connected to the CBUS3 pin of the built-in FTDI converter chip, the CBUS3 pin can be controlled by the host.



Additional care has to be taken when configuring the pins on the FTDI converter. The EEPROM content of the chip is changed by this action. Any misconfiguration may prevent the normal operation of the USB dongle. This method is not intended for periodic use. The factory defaults of the CBUS pins are: CBUS0 to CBUS2 - GPIO, CBUS3 - CBUS\_Drive\_0

By default, the CBUS3 pin of the FT231X is configured as FT\_CBUS\_Drive\_0 (static LOW) such that the Proteus-III USB radio stick starts in command mode. To start the USB radio stick in peripheral only mode, configure the CBUS3 pin as FT\_CBUS\_Drive\_1 (static HIGH) and perform a reset of the device, as specified in chapter 2.2.2.1 .

In case the USB radio stick shall start in command mode again, configure the CBUS3 pin as FT\_CBUS\_Drive\_0 (static LOW) and perform a reset of the device, as specified in chapter 2.2.2.1 .

For reasons of simplicity, Würth Elektronik eiSos provides a small Windows PC tool<sup>1</sup>, that uses the FTDI D2XX driver instructions to set the Proteus-III USB radio stick into the desired operation mode.

---

<sup>1</sup>The tool is only available on request. Please contact your local field sales engineer (FSE) or mail to [WCS@we-online.com](mailto:WCS@we-online.com).

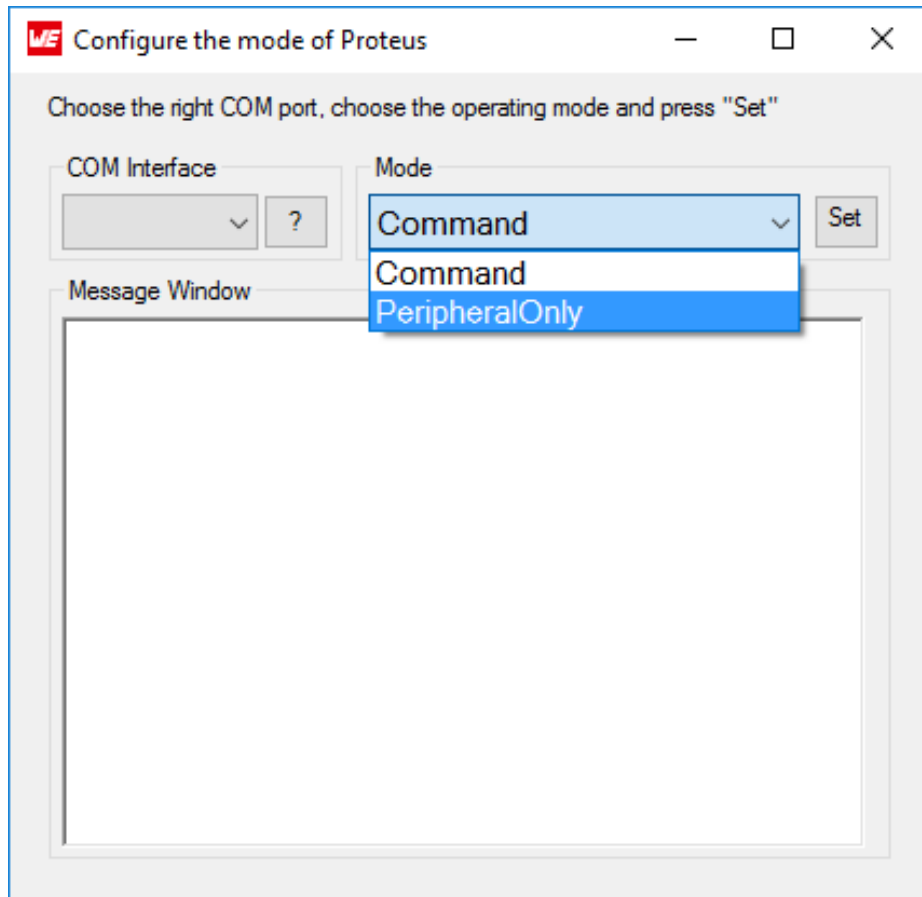


Figure 4: Windows tool to set the Proteus-III USB radio stick to peripheral only mode or command mode

## **3 Regulatory compliance information**

### **3.1 Important notice EU**

The use of RF frequencies is limited by national regulations. The Proteus-III USB radio stick has been designed to comply with the RED directive 2014/53/EU of the European Union (EU). The Proteus-III USB radio stick can be operated without notification and free of charge in the area of the European Union. However, according to the RED directive, restrictions (e.g. in terms of duty cycle or maximum allowed RF power) may apply.

### **3.2 Important notice FCC**

The use of RF frequencies is limited by national regulations. The Proteus-III USB radio stick has been designed to comply with the FCC Part 15.

The Proteus-III USB radio stick can be operated without notification and free of charge in the area of the United States of America. However, according to the FCC Part 15, restrictions (e.g. in terms of maximum allowed RF power and antenna) may apply.

### 3.3 EU Declaration of conformity



#### EU DECLARATION OF CONFORMITY

**Radio equipment:** 2611036024001

**The manufacturer:** Würth Elektronik eiSos GmbH & Co. KG  
Max-Eyth-Straße 1  
74638 Waldenburg

This declaration of conformity is issued under the sole responsibility of the manufacturer.

**Object of the declaration: 2611036024001**

The object of the declaration described above is in conformity with the relevant Union harmonisation legislation Directive 2014/53/EU and 2011/65/EU with its amending Annex II EU 2015/863 . Following harmonised norms or technical specifications have been applied:

EN 300 328 V2.2.2 (2019-07)  
EN 301 489-1 V2.2.3 (2019-11)  
EN 301 489-17 V3.2.4 (2020-09)  
EN 62479 : 2010  
EN 62368-1:2014 + AC:2015

*i.A. G. Eslerdt*

Trier, 21th of December 2020  
Place and date of issue



### **3.4 FCC - Federal Communications Commission**

The device has been FCC Part 15 B tested.

Contains FCC ID: R7T1101102

The enclosed device complies with Part 15 of the FCC rules. Operation is subject to the following two conditions:

- (i.) this device may not cause harmful interference and
- (ii.) this device must accept any interference received, including interference that may cause undesired operation.

### **3.5 IC - Industry Canada**

This device contains ISED: 5136A-1101102

This device complies with Industry Canada license-exempt RSS standard(s). Operation is subject to the following two conditions: (1) this device may not cause harmful interference, and (2) this device must accept any interference received, including interference that may cause undesired operation.

Le présent appareil est conforme aux CNR d'Industrie Canada applicables aux appareils radio exempts de licence. L'exploitation est autorisée aux deux conditions suivantes : (1) l'appareil ne doit pas produire de brouillage, et (2) l'utilisateur de l'appareil doit accepter tout brouillage radioélectrique subi, même si le brouillage est susceptible d'en compromettre le fonctionnement.



ID-Code  
(Interference  
provision)

Japanese Radio Law Compliance.  
This device contains **R**201-190950

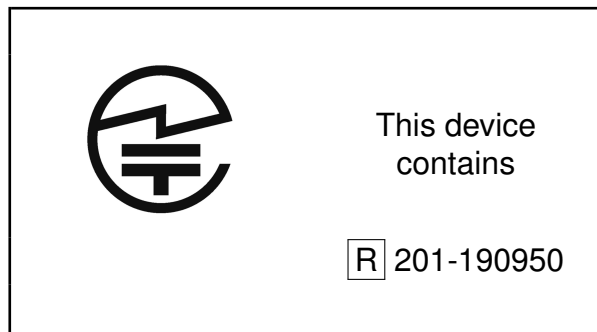
**R**201-190950 is granted pursuant to the Japanese Radio Law.  
**R**201-190950 should not be modified (otherwise the granted designation number will become invalid).

The MAC address of the radio device maintains the format 00:18:DA:xx:xx:xx. The latter part xx:xx:xx of the MAC address coincides with the serial number of the device.

### 3.5.1 Label

Due to the size of the Proteus-III label, the certification label of the Proteus-III is not placed onto the module.

2611011024000:



### 3.6 Bluetooth listing details

The Proteus-III USB radio stick's Bluetooth® listing is based on the Bluetooth® listing of the underlying radio module Proteus-III.

Type	Data
Design name	Proteus-III
Declaration ID	D047845
QDID	141060
Specification name	5.1
Project type	End product

## 4 References

- [1] Würth Elektronik. Application note 9 - Proteus-III(-SPI) advanced developer guide. <http://www.we-online.com/ANR009>.
- [2] Würth Elektronik. Proteus-III user manual. <https://www.we-online.de/katalog/de/manual/2611011024000>.
- [3] Würth Elektronik. Wireless Connectivity SDK for STM32 - Radio module drivers in C-code. [https://github.com/WurthElektronik/WirelessConnectivity-SDK\\_STM32](https://github.com/WurthElektronik/WirelessConnectivity-SDK_STM32).

## 5 Important notes

The following conditions apply to all goods within the wireless connectivity product range of Würth Elektronik eiSos GmbH & Co. KG:

### 5.1 General customer responsibility

Some goods within the product range of Würth Elektronik eiSos GmbH & Co. KG contain statements regarding general suitability for certain application areas. These statements about suitability are based on our knowledge and experience of typical requirements concerning the areas, serve as general guidance and cannot be estimated as binding statements about the suitability for a customer application. The responsibility for the applicability and use in a particular customer design is always solely within the authority of the customer. Due to this fact, it is up to the customer to evaluate, where appropriate to investigate and to decide whether the device with the specific product characteristics described in the product specification is valid and suitable for the respective customer application or not. Accordingly, the customer is cautioned to verify that the documentation is current before placing orders.

### 5.2 Customer responsibility related to specific, in particular safety-relevant applications

It has to be clearly pointed out that the possibility of a malfunction of electronic components or failure before the end of the usual lifetime cannot be completely eliminated in the current state of the art, even if the products are operated within the range of the specifications. The same statement is valid for all software sourcecode and firmware parts contained in or used with or for products in the wireless connectivity and sensor product range of Würth Elektronik eiSos GmbH & Co. KG. In certain customer applications requiring a high level of safety and especially in customer applications in which the malfunction or failure of an electronic component could endanger human life or health, it must be ensured by most advanced technological aid of suitable design of the customer application that no injury or damage is caused to third parties in the event of malfunction or failure of an electronic component.

### 5.3 Best care and attention

Any product-specific data sheets, manuals, application notes, PCN's, warnings and cautions must be strictly observed in the most recent versions and matching to the products firmware revisions. This documents can be downloaded from the product specific sections on the wireless connectivity homepage.

### 5.4 Customer support for product specifications

Some products within the product range may contain substances, which are subject to restrictions in certain jurisdictions in order to serve specific technical requirements. Necessary information is available on request. In this case, the field sales engineer or the internal sales person in charge should be contacted who will be happy to support in this matter.

## 5.5 Product improvements

Due to constant product improvement, product specifications may change from time to time. As a standard reporting procedure of the Product Change Notification (PCN) according to the JEDEC-Standard, we inform about major changes. In case of further queries regarding the PCN, the field sales engineer, the internal sales person or the technical support team in charge should be contacted. The basic responsibility of the customer as per section 5.1 and 5.2 remains unaffected. All wireless connectivity module driver software "wireless connectivity SDK" and its source codes as well as all PC software tools are not subject to the Product Change Notification information process.

## 5.6 Product life cycle

Due to technical progress and economical evaluation we also reserve the right to discontinue production and delivery of products. As a standard reporting procedure of the Product Termination Notification (PTN) according to the JEDEC-Standard we will inform at an early stage about inevitable product discontinuance. According to this, we cannot ensure that all products within our product range will always be available. Therefore, it needs to be verified with the field sales engineer or the internal sales person in charge about the current product availability expectancy before or when the product for application design-in disposal is considered. The approach named above does not apply in the case of individual agreements deviating from the foregoing for customer-specific products.

## 5.7 Property rights

All the rights for contractual products produced by Würth Elektronik eiSos GmbH & Co. KG on the basis of ideas, development contracts as well as models or templates that are subject to copyright, patent or commercial protection supplied to the customer will remain with Würth Elektronik eiSos GmbH & Co. KG. Würth Elektronik eiSos GmbH & Co. KG does not warrant or represent that any license, either expressed or implied, is granted under any patent right, copyright, mask work right, or other intellectual property right relating to any combination, application, or process in which Würth Elektronik eiSos GmbH & Co. KG components or services are used.

## 5.8 General terms and conditions

Unless otherwise agreed in individual contracts, all orders are subject to the current version of the "General Terms and Conditions of Würth Elektronik eiSos Group", last version available at [www.we-online.com](http://www.we-online.com).

## 6 Legal notice

### 6.1 Exclusion of liability

Würth Elektronik eiSos GmbH & Co. KG considers the information in this document to be correct at the time of publication. However, Würth Elektronik eiSos GmbH & Co. KG reserves the right to modify the information such as technical specifications or functions of its products or discontinue the production of these products or the support of one of these products without any written announcement or notification to customers. The customer must make sure that the information used corresponds to the latest published information. Würth Elektronik eiSos GmbH & Co. KG does not assume any liability for the use of its products. Würth Elektronik eiSos GmbH & Co. KG does not grant licenses for its patent rights or for any other of its intellectual property rights or third-party rights.

Notwithstanding anything above, Würth Elektronik eiSos GmbH & Co. KG makes no representations and/or warranties of any kind for the provided information related to their accuracy, correctness, completeness, usage of the products and/or usability for customer applications. Information published by Würth Elektronik eiSos GmbH & Co. KG regarding third-party products or services does not constitute a license to use such products or services or a warranty or endorsement thereof.

### 6.2 Suitability in customer applications

The customer bears the responsibility for compliance of systems or units, in which Würth Elektronik eiSos GmbH & Co. KG products are integrated, with applicable legal regulations. Customer acknowledges and agrees that it is solely responsible for compliance with all legal, regulatory and safety-related requirements concerning its products, and any use of Würth Elektronik eiSos GmbH & Co. KG components in its applications, notwithstanding any applications-related information or support that may be provided by Würth Elektronik eiSos GmbH & Co. KG. Customer represents and agrees that it has all the necessary expertise to create and implement safeguards which anticipate dangerous consequences of failures, monitor failures and their consequences lessen the likelihood of failures that might cause harm and take appropriate remedial actions. The customer will fully indemnify Würth Elektronik eiSos GmbH & Co. KG and its representatives against any damages arising out of the use of any Würth Elektronik eiSos GmbH & Co. KG components in safety-critical applications.

### 6.3 Trademarks

AMBER wireless is a registered trademark of Würth Elektronik eiSos GmbH & Co. KG. All other trademarks, registered trademarks, and product names are the exclusive property of the respective owners.

### 6.4 Usage restriction

Würth Elektronik eiSos GmbH & Co. KG products have been designed and developed for usage in general electronic equipment only. This product is not authorized for use in equipment

where a higher safety standard and reliability standard is especially required or where a failure of the product is reasonably expected to cause severe personal injury or death, unless the parties have executed an agreement specifically governing such use. Moreover, Würth Elektronik eiSos GmbH & Co. KG products are neither designed nor intended for use in areas such as military, aerospace, aviation, nuclear control, submarine, transportation (automotive control, train control, ship control), transportation signal, disaster prevention, medical, public information network etc. Würth Elektronik eiSos GmbH & Co. KG must be informed about the intent of such usage before the design-in stage. In addition, sufficient reliability evaluation checks for safety must be performed on every electronic component, which is used in electrical circuits that require high safety and reliability function or performance. By using Würth Elektronik eiSos GmbH & Co. KG products, the customer agrees to these terms and conditions.



## 7 License terms

This License Terms will take effect upon the purchase and usage of the Würth Elektronik eiSos GmbH & Co. KG wireless connectivity products. You hereby agree that this license terms is applicable to the product and the incorporated software, firmware and source codes (collectively, "Software") made available by Würth Elektronik eiSos in any form, including but not limited to binary, executable or source code form.

The software included in any Würth Elektronik eiSos wireless connectivity product is purchased to you on the condition that you accept the terms and conditions of this license terms. You agree to comply with all provisions under this license terms.

### 7.1 Limited license

Würth Elektronik eiSos hereby grants you a limited, non-exclusive, non-transferable and royalty-free license to use the software and under the conditions that will be set forth in this license terms. You are free to use the provided Software only in connection with one of the products from Würth Elektronik eiSos to the extent described in this license terms. You are entitled to change or alter the source code for the sole purpose of creating an application embedding the Würth Elektronik eiSos wireless connectivity product. The transfer of the source code to third parties is allowed to the sole extent that the source code is used by such third parties in connection with our product or another hardware provided by Würth Elektronik eiSos under strict adherence of this license terms. Würth Elektronik eiSos will not assume any liability for the usage of the incorporated software and the source code. You are not entitled to transfer the source code in any form to third parties without prior written consent of Würth Elektronik eiSos.

You are not allowed to reproduce, translate, reverse engineer, decompile, disassemble or create derivative works of the incorporated Software and the source code in whole or in part. No more extensive rights to use and exploit the products are granted to you.

### 7.2 Usage and obligations

The responsibility for the applicability and use of the Würth Elektronik eiSos wireless connectivity product with the incorporated Firmware in a particular customer design is always solely within the authority of the customer. Due to this fact, it is up to you to evaluate and investigate, where appropriate, and to decide whether the device with the specific product characteristics described in the product specification is valid and suitable for your respective application or not.

You are responsible for using the Würth Elektronik eiSos wireless connectivity product with the incorporated Firmware in compliance with all applicable product liability and product safety laws. You acknowledge to minimize the risk of loss and harm to individuals and bear the risk for failure leading to personal injury or death due to your usage of the product.

Würth Elektronik eiSos' products with the incorporated Firmware are not authorized for use in safety-critical applications, or where a failure of the product is reasonably expected to cause severe personal injury or death. Moreover, Würth Elektronik eiSos' products with the incorporated Firmware are neither designed nor intended for use in areas such as military, aerospace, aviation, nuclear control, submarine, transportation (automotive control, train control, ship control), transportation signal, disaster prevention, medical, public information network etc. You

shall inform Würth Elektronik eiSos about the intent of such usage before design-in stage. In certain customer applications requiring a very high level of safety and in which the malfunction or failure of an electronic component could endanger human life or health, you must ensure to have all necessary expertise in the safety and regulatory ramifications of your applications. You acknowledge and agree that you are solely responsible for all legal, regulatory and safety-related requirements concerning your products and any use of Würth Elektronik eiSos' products with the incorporated Firmware in such safety-critical applications, notwithstanding any applications-related information or support that may be provided by Würth Elektronik eiSos. YOU SHALL INDEMNIFY WÜRTH ELEKTRONIK EISOS AGAINST ANY DAMAGES ARISING OUT OF THE USE OF WÜRTH ELEKTRONIK EISOS' PRODUCTS WITH THE INCORPORATED FIRMWARE IN SUCH SAFETY-CRITICAL APPLICATIONS.

### **7.3 Ownership**

The incorporated Firmware created by Würth Elektronik eiSos is and will remain the exclusive property of Würth Elektronik eiSos.

### **7.4 Firmware update(s)**

You have the opportunity to request the current and actual Firmware for a bought wireless connectivity Product within the time of warranty. However, Würth Elektronik eiSos has no obligation to update a modules firmware in their production facilities, but can offer this as a service on request. The upload of firmware updates falls within your responsibility, e.g. via ACC or another software for firmware updates. Firmware updates will not be communicated automatically. It is within your responsibility to check the current version of a firmware in the latest version of the product manual on our website. The revision table in the product manual provides all necessary information about firmware updates. There is no right to be provided with binary files, so called "Firmware images", those could be flashed through JTAG, SWD, Spi-Bi-Wire, SPI or similar interfaces.

### **7.5 Disclaimer of warranty**

THE FIRMWARE IS PROVIDED "AS IS". YOU ACKNOWLEDGE THAT WÜRTH ELEKTRONIK EISOS MAKES NO REPRESENTATIONS AND WARRANTIES OF ANY KIND RELATED TO, BUT NOT LIMITED TO THE NON-INFRINGEMENT OF THIRD PARTIES' INTELLECTUAL PROPERTY RIGHTS OR THE MERCHANTABILITY OR FITNESS FOR YOUR INTENDED PURPOSE OR USAGE. WÜRTH ELEKTRONIK EISOS DOES NOT WARRANT OR REPRESENT THAT ANY LICENSE, EITHER EXPRESS OR IMPLIED, IS GRANTED UNDER ANY PATENT RIGHT, COPYRIGHT, MASK WORK RIGHT, OR OTHER INTELLECTUAL PROPERTY RIGHT RELATING TO ANY COMBINATION, MACHINE, OR PROCESS IN WHICH THE WÜRTH ELEKTRONIK EISOS' PRODUCT WITH THE INCORPORATED FIRMWARE IS USED. INFORMATION PUBLISHED BY WÜRTH ELEKTRONIK EISOS REGARDING THIRD-PARTY PRODUCTS OR SERVICES DOES NOT CONSTITUTE A LICENSE FROM WÜRTH ELEKTRONIK EISOS TO USE SUCH PRODUCTS OR SERVICES OR A WARRANTY OR ENDORSEMENT THEREOF.

## **7.6 Limitation of liability**

Any liability not expressly provided by Würth Elektronik eiSos shall be disclaimed. You agree to hold us harmless from any third-party claims related to your usage of the Würth Elektronik eiSos' products with the incorporated Firmware, software and source code. Würth Elektronik eiSos disclaims any liability for any alteration, development created by you or your customers as well as for any combination with other products.

## **7.7 Applicable law and jurisdiction**

Applicable law to this license terms shall be the laws of the Federal Republic of Germany. Any dispute, claim or controversy arising out of or relating to this license terms shall be resolved and finally settled by the court competent for the location of Würth Elektronik eiSos' registered office.

## **7.8 Severability clause**

If a provision of this license terms is or becomes invalid, unenforceable or null and void, this shall not affect the remaining provisions of the terms. The parties shall replace any such provisions with new valid provisions that most closely approximate the purpose of the terms.

## **7.9 Miscellaneous**

Würth Elektronik eiSos reserves the right at any time to change this terms at its own discretion. It is your responsibility to check at Würth Elektronik eiSos homepage for any updates. Your continued usage of the products will be deemed as the acceptance of the change.

We recommend you to be updated about the status of new firmware and software, which is available on our website or in our data sheet and manual, and to implement new software in your device where appropriate.

By ordering a wireless connectivity product, you accept this license terms in all terms.

## List of Figures

1	Block diagram of the Proteus-III USB radio stick . . . . .	6
2	Typical setups for Proteus-III USB radio stick . . . . .	7
3	Reset button on the Proteus-III USB radio stick . . . . .	9
4	Windows tool to set the Proteus-III USB radio stick to peripheral only mode or command mode . . . . .	12

## List of Tables

1	Ordering information . . . . .	5
---	--------------------------------	---



**Contact**

Würth Elektronik eiSos GmbH & Co. KG  
Division Wireless Connectivity & Sensors

Max-Eyth-Straße 1  
74638 Waldenburg  
Germany

Tel.: +49 651 99355-0  
Fax.: +49 651 99355-69  
[www.we-online.com/wireless-connectivity](http://www.we-online.com/wireless-connectivity)

**WÜRTH ELEKTRONIK** MORE THAN YOU EXPECT